

PUBLIC

新加坡汇丰银行 新增付款设定指南

2020年6月





Home

1

Move money

Account services

Our products

Help & support

Log off

Popular links

PayNow

Foreign exchange

2

[Pay or transfer](#)

PayNow

FX order watch

Manage future requests

PayNow registration

Online banking limits

Manage payees

1

从网上银行主页点击“Move money”

2

点击“Pay or transfer”

From

Account

To

Select an option

3

HSBC ADVANCE ACCOUNT 052-525508-492	SGD 13,310.01	^
Everyday Global Account 052-525508-221	HKD 0.00	
Everyday Global Account 052-525508-221	SGD 0.00	
Everyday Global Account 052-525508-221	USD 0.00	
HSBC ADVANCE ACCOUNT		

3

选择转出的账户

To

Select an option

Your accounts or someone you've paid before >
Transfer between your own accounts or to someone from your payee list.

Pay a biller you've paid before >
Send money to a biller from your payee list.

Transfer to a new payee >
Send money to someone for the first time. You'll need their bank details for this.

4 **New payment to a biller** >
Send money to a biller for the first time. We have a predefined list for you to choose from.

4 选择“New payment to a biller”
(付款给请款人)

Back to your accounts

5

Biller name

AIA SINGAPORE PRIVATE LIMITED

ANG MO KIO TOWN COUNCIL

AXA INSURANCE SINGAPORE PTE LTD

BISHAN TOA PAYOH TOWN COUNCIL

BOC CREDIT CARD

BRITISH CLUB

CHUA CHU KANG TOWN COUNCIL

CIMB CREDIT CARD

DBS CREDIT CARD

DINERS CREDIT CARD

EAST COAST-FENG SHAN TOWN COUNCIL

HOLLAND TOWN COUNCIL

HSBC INSURANCE (S) PTE LTD (LIFE)

5


选择您要付款的对象，然后
点击“Continue”

Cancel

Continue

To

Edit 

 Your payee will automatically added to your payee list.

Biller

AIA SINGAPORE PRIVATE LIMITED

账单号码

Reference number

You'll find this reference number on your bill. For each company, refer to [Bill Payment FAQ](#).

Details

数额

Amount

SGD |

备注

Reference (optional)

Your reference will appear on your statements and transaction history.


是否定期重复

Recurring

No Yes

日期

Date

11/06/2020 


Your payment will take up to 2-3 days to process.

6 输入相关资讯和数额


Additional security required




Step 1

Press and hold  to turn on your Security Device, then enter your Security Device PIN.

Step 2

When HSBC displays, press and hold  until the entry screen appears. Please check and enter the last 8 digits of the account number you're adding. If the account number contains letters, remove them and enter digits only. If the account number is less than 8 digits, add additional zeros at the beginning of the account number until you reach 8 digits.

Step 3

Press  and use the 6 numbers shown on your Security Device to continue.

Security code

7

8

7 依照下列三步骤来生成安全密码

- 1) 长按绿色按钮三秒来启动密码器，输入您的密码。然后点击密码器黄色的按钮。
- 2) 输入收款人银行账号号码的末8位
- 3) 再点击黄色的按钮，密码器将生成一个6位数字。请您把6位数字输入到security code 框中

8 点击“Continue”