

PUBLIC

新加坡汇丰银行 国际和其它货币汇款指南

2020年6月





Home

1

Move money

Account services

Our products

Help & support

Log off

Popular links

PayNow

Foreign exchange

2

[Pay or transfer](#)

PayNow

FX order watch

Manage future requests

PayNow registration

Online banking limits

Manage payees

1

从网上银行主页点击“Move money” (转账)

2

点击“Pay or transfer” (付款或转账)

From

Account

To

Select an option

3

HSBC ADVANCE ACCOUNT 052-525508-492	SGD 13,310.01	^
Everyday Global Account 052-525508-221	HKD 0.00	
Everyday Global Account 052-525508-221	SGD 0.00	
Everyday Global Account 052-525508-221	USD 0.00	
HSBC ADVANCE ACCOUNT		

3

选择支账账户

To

Select an option

Your accounts or someone you've paid before >
Transfer between your own accounts or to someone from your payee list.

Pay a biller you've paid before >
Send money to a biller from your payee list.

4 **Transfer to a new payee** >
Send money to someone for the first time. You'll need their bank details for this.

New payment to a biller >
Send money to a biller for the first time. We have a predefined list for you to choose from.


4 选择“Transfer to a new payee”
(转账至新的收款人)

Back to your accounts

Pay a new payee

From here, you can pay someone for the first time and add them to your payee list.

From

Edit 


Account

Current Account 052-525508-001	SGD 0.00
--	----------

Available balance SGD 0.00

To

Payee type

Please select 
Non-HSBC account
HSBC Account
Overseas account
HSBC Credit Card

5

Cancel

Continue

5

选择“Overseas Account”(海外账户), 然后按“Continue”(继续)

海外账户 - 适用于海外银行及本地银行电汇(新加坡元以外的其他货币)

To

姓名 → Name

昵称 (选择性填写) → Nickname (optional)

银行所在国家或地区 → Country/territory

地址 → Address line 1

Address line 2

城市 → City

邮编 → Postal code

Bank details

账户号码 / IBAN → Account number / IBAN

Add to your payees

Any payees added when setting up a future dated transfer won't be available to pay again until after the scheduled date.

6

[Red box containing all input fields: Name, Nickname, Country/territory, Address line 1, Address line 2, City, Postal code, Account number / IBAN]

6 请完整填写收款人资料、银行资料和转账资料。

Details

金额

Amount

费用

Fees

汇款目的

Reason

收款备注

Payee reference

备注内容 (选择性填写)

Reference (optional)

经常性

Recurring

日期

Date

7

SGD | v

Please select | v

Choose a reason | v

This reference will appear on your payee's statements and transaction history.

Your reference will appear on your statements and transaction history.

No Yes

11/06/2020 📅

This can be today or completed later.


7

请完整填写收款人资料、
银行资料和转账资料。


Additional security required




Step 1

Press and hold  to turn on your Security Device, then enter your Security Device PIN.

Step 2

When HSBC displays, press and hold  until the entry screen appears. Please check and enter the last 8 digits of the account number you're adding. For international payments, the last 8 digits within your IBAN will be provided.

Step 3

Press  and use the 6 numbers shown on your Security Device to continue.

Security code

8

9

8 依照下列三步骤来生成安全密码

- 1) 长按绿色按钮三秒来启动密码器，输入您的密码。然后点击密码器黄色的按钮。
- 2) 输入收款人银行账号号码的末8位
- 3) 再点击黄色的按钮，屏幕上会出现六位数字的保安编码,并请输入到Security code 框中

9 点击“Continue” (继续)