

PUBLIC

---

# HSBC Singapore

## New payment to a biller guide

June 2020





Home

1

Move money

Account services

Our products

Help & support

Log off

Popular links

2

[Pay or transfer](#)

PayNow

Foreign exchange

PayNow

FX order watch

Manage future requests

PayNow registration

Online banking limits

Manage payees

1

Click "Move money"

2

Click "Pay or transfer"

From

Account

To

Select an option

3

<b>HSBC ADVANCE ACCOUNT</b> 052-525508-492	SGD 13,310.01	^
<b>Everyday Global Account</b> 052-525508-221	HKD 0.00	
<b>Everyday Global Account</b> 052-525508-221	SGD 0.00	
<b>Everyday Global Account</b> 052-525508-221	USD 0.00	
<b>HSBC ADVANCE ACCOUNT</b>		

3 Select the account money is coming from

To

Select an option

---

**Your accounts or someone you've paid before** >  
Transfer between your own accounts or to someone from your payee list.

---

**Pay a biller you've paid before** >  
Send money to a biller from your payee list.

---

**Transfer to a new payee** >  
Send money to someone for the first time. You'll need their bank details for this.

---

**4** **New payment to a biller** >  
Send money to a biller for the first time. We have a predefined list for you to choose from.

---

**4** Select "New payment to a biller"

---

Back to your accounts

5

Biller name
AIA SINGAPORE PRIVATE LIMITED
ANG MO KIO TOWN COUNCIL
AXA INSURANCE SINGAPORE PTE LTD
BISHAN TOA PAYOH TOWN COUNCIL
BOC CREDIT CARD
BRITISH CLUB
CHUA CHU KANG TOWN COUNCIL
CIMB CREDIT CARD
DBS CREDIT CARD
DINERS CREDIT CARD
EAST COAST-FENG SHAN TOWN COUNCIL
HOLLAND TOWN COUNCIL
HSBC INSURANCE (S) PTE LTD (LIFE)

5


Select the correct payee biller, then click "Continue"

Cancel

Continue

To

Edit 

 Your payee will automatically added to your payee list.

6

Biller

AIA SINGAPORE PRIVATE LIMITED

Reference number

You'll find this reference number on your bill. For each company, refer to [Bill Payment FAQ](#).

Details

Amount

SGD |

Reference (optional)

Your reference will appear on your statements and transaction history.

Recurring

No  Yes

Date

11/06/2020 

Your payment will take up to 2-3 days to process.


6

Complete the required information and amount


## Additional security required




### Step 1

Press and hold  to turn on your Security Device, then enter your Security Device PIN.

### Step 2

When HSBC displays, press and hold  until the entry screen appears. Please check and enter the last 8 digits of the account number you're adding. If the account number contains letters, remove them and enter digits only. If the account number is less than 8 digits, add additional zeros at the beginning of the account number until you reach 8 digits.

### Step 3

Press  and use the 6 numbers shown on your Security Device to continue.

Security code

7

8

7

8